

**THE GUY WHO DIDNT LIKE
MUSICALS
SET SAFETY**

IMPORTANT DATES

March 22nd Load In (9:30 am-3pm)

April 2nd Finished Set

March 30th - April 4th Tech Week

April 5th-11th Show Week

April 12th Strike (9:30 am-3 pm)

SAFETY

PLANNING

- Have a plan before you start working
- Have all the tools you need for the job

TOOLS

- If you don't know how to use/do something say something
- Know how to safely use it and what it is designed for
- If you don't feel comfortable using a tool just say
- Beware of where you are walking
- Careful of sharp objects
- Cut away from you
- Use safety mats etc
- Make sure sharp tools aren't out in the open
- Careful of power supply

SAFETY

CLOTHING

- Closed toe and flat shoes
- Clothes that can get messy
- Clothes that you can move in
- Pants that are not torn or long skirt with leggings underneath
- If wearing long sleeves or a sweatshirt/jacket be careful the sleeves don't get caught on anything
- No crop tops

PPE

- Safety glasses when you or someone else is using tools
- Gloves when carrying wood or supplies
- Hair, jewelry, hoodie strings etc. tied up and out of danger
- Make sure you can see what you are working on (use headlamps, flashlights, work lights etc.)

SAFETY

PERSONAL SAFETY

- See something say something
- Stay hydrated and make sure you are eating

EXITS

- Fire Exits
- What to do in an emergency
- Closest exit to prop room in the loading dock (first left out of the prop room then left again)

CLEANING

- Note about washing paint brushes - leave the bathroom sinks better than you found them
- Vacuum after using tools
- Put tools away where they go

TOOLS

PAINTING

- Note about washing paint brushes - leave the bathroom sinks better than you found them!!
- Multiple thin layers is the key
- Careful with brushes, don't let paint drip everywhere
- Make sure the non painting surface is properly covered

LIFTING

- Make sure you have enough people to safely carry something
- Lift with your legs not your back

Measuring

- Leave space for the blade (~1/8")
- Put an x on the discard side so you know what side of the measurement line the blade should be

TOOLS

TABLE SAW

- Always Support the longest side
- Support piece between saw and fence to prevent kickback
- If cutting small pieces use a push stick to help support it

MITER SAW

- Firmly hold the piece against the fence
- Watch your hands
- Wait for the blade to stop spinning before raising the blade
- Lock slide rail if it is not needed

DRILL & IMPACT DRIVER

- Make sure bit is secured
- Clamp material together before drilling
- Check which way it is turning

KEY SAYINGS

Leave it better than you left it

**Asking for help is important and
safe**

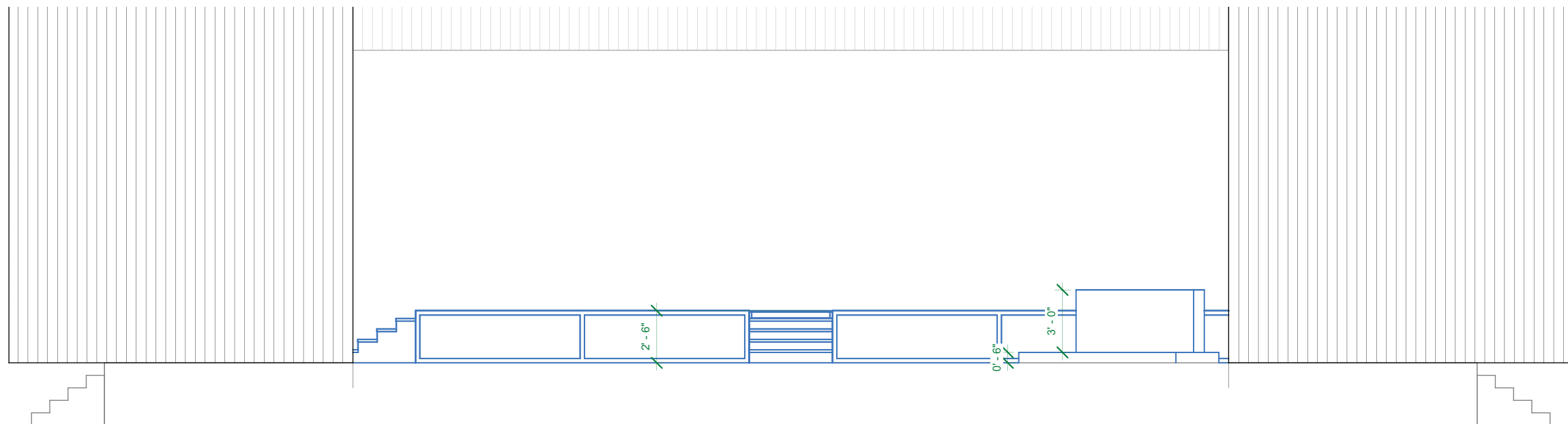
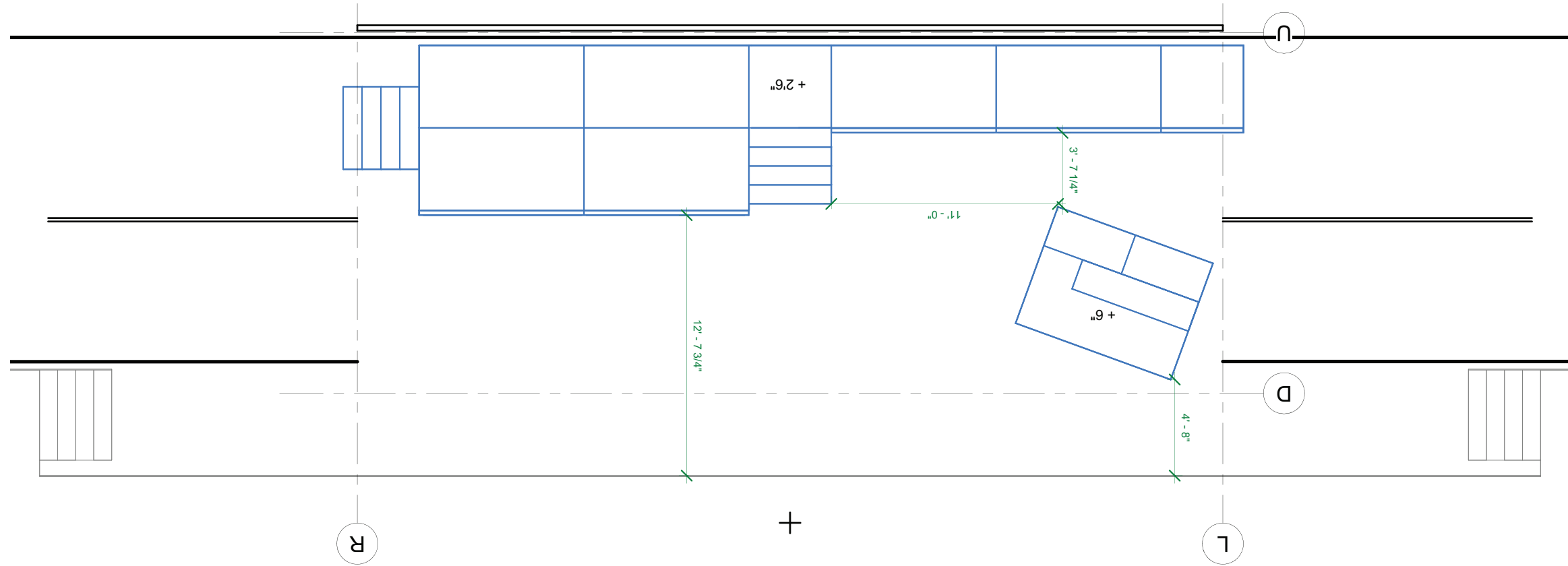
Don't do stupid stuff
(Do as I say not as I do)

THE GUY WHO DIDNT LIKE MUSICALS

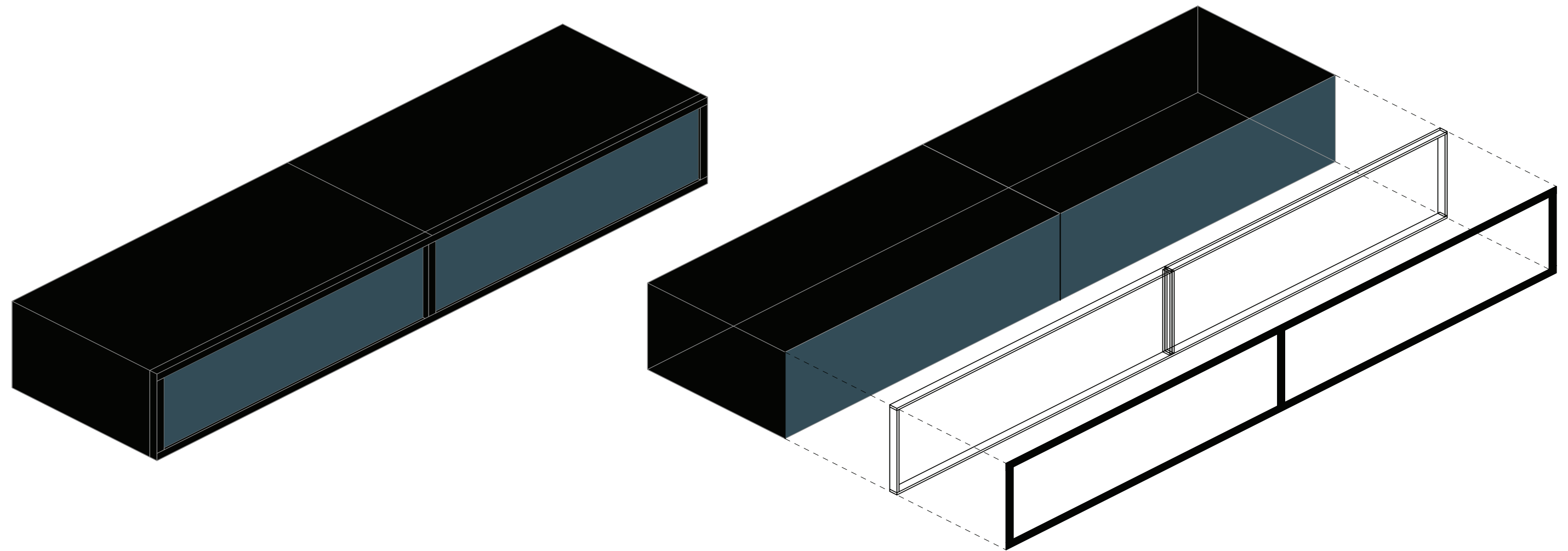
The Guy Who Didn't Like Musicals is a horror comedy musical with music and lyrics by Jeff Blim and a book by Matt and Nick Lang. The show is the first installment in StarKid's Hatchetfield series. Loosely inspired by 1956 horror film Invasion of the Body Snatchers, it is the 11th stage show produced by StarKid Productions. The show follows Paul, an average guy who "doesn't like musicals," as the citizens of his town are gradually overcome by an alien hive mind that makes them sing and dance as if they are in a musical.

YouTube: <https://www.youtube.com/watch?v=IrxKX44qBJ0>

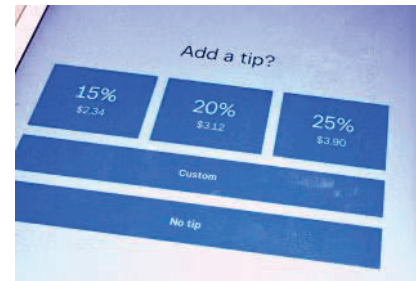
SET



SET



SET



those stupid ipads
with the tip menu

the tip-for-song jar

carafe? coffee
machine? just a
small one

stacked mugs and paper cups
(plastic ofc)

painted white countertop (2")

wood (painted? plywood strips?)

black paint on the bottom (3-4")

i guess we could also
have a beanies logo
here (laser cut)

floor: black or brown paint

platform sides: brick

easel with chalkboard menu
(a-frame board also works)

**coffee counter + platform
overview**